













CLEAN X-G III

Operating Procedures

Fine Weather Work

	<p>① Before construction, wipe with a towel to clean the surface.</p>
	<p>② Shake the can a little before applying Clean X-G III.</p>
	<p>③ Window glass construction by half × spray like writing a mark (2.5seconds on each side)</p>
	<p>④ After spraying both,leave it for 3 to 5 minutes and wipe it dry.</p>
	<p>⑤ Wipe it clean until every corner.</p>
	<p>⑥ This is the water repellency image of CLEAN X-G III.</p>

Rainy Day Work

	<p>⑦ When it rains, wipe the water on the surface.</p>
	<p>⑧ Same number of seconds as fine weather. 2.5 second × 2</p>
	<p>⑨ The liquid agent stir with the wiper. If the water repellency is weak, repeat step ⑧&⑨.</p>
	<p>⑩ After applying liquid, the liquid is evenly uniform where the wiper is applied.</p>
	<p>⑪ After application, dry a little and wipe with a chemical towel.</p>
	<p>⑫ Complete Image</p>